


**Site Preparation and  
Excavation Information for  
your 15,500L  
Concrete Tank**

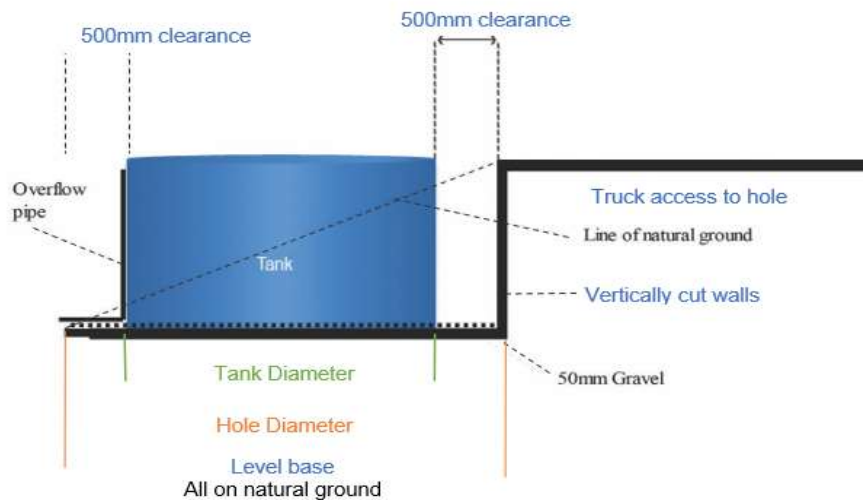


# Site Preparation

The first stage for the installation of a Panthers Concrete Tank is site preparation.

- Tanks must be installed on **natural** level solid ground
- If there is a concrete slab underneath, before sitting the tank on the slab, you will be required to put a couple of bags of wet self levelling grout to ensure tank is fully supported on slab as some slabs are not screeded level
- We recommend 50mm thick layer of gravel at the base of the tank
- Site must be properly compacted and laser levelled foundation
- Tanks can be installed above or below ground.
- There must be sufficient access for trucks. This tank is 3.45m in diameter so please ensure that this will fit into driveway, gateways and between trees etc.
- Prior to excavation we recommend calling us if you require further information.
- Once the concrete tank is installed you must take care when backfilling around the tank to keeps its structural stability.
- Overflow pipe to be diverted away from tank base
- Tanks fully in the ground must never be empty. Once the tank is completed, fill the tank with a minimum of 25%.
- Empty tanks are buoyant. Do not let water on the outside of the tank in the excavated hole build up as the tank will float.
- Tanks must be evenly backfilled as there cannot be uneven pressure
- Do not put excavated soil on hole edge. Keep 500mm clear around hole edge for construction

**For any excavation related questions, please contact Charlie on 0418 619 008**



## Standard Roof Loading

Hole height will make the tank level with ground.  
Recommended to be out of ground 150mm

## 3KPA Roof Loading

Hole height is allowing 400mm soil loading

**\*\*The above is a guide. You can alter the height to suit your requirements**


**Panthers Concrete Tanks are constructed to Australian Standards**  
**AS 3735 Concrete Structures for Retaining Liquids**  
**AS 3600 Concrete Structures**

# EXCAVATION INFORMATION

Capacity (LITRES)	Capacity (GALLONS)	Tank Diameter	Tank Height	Hole Diameter	Tank Weight
15,500	3,409	3.45m	2.15m	4.5m	7.2 tonne

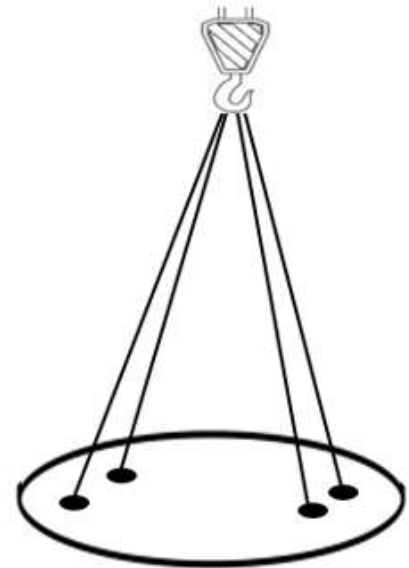
# TANK LIFTING INSTRUCTIONS

## 4-point lift



**Tank Weight: 7.2 ton**

Swift Lifts: 4 x 5 ton



**Roof Weight: 3 ton**

Swift Lifts: 4 x 2.5 ton